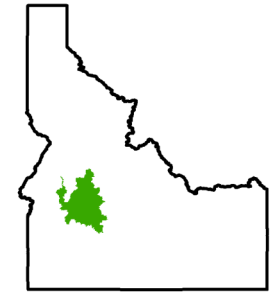
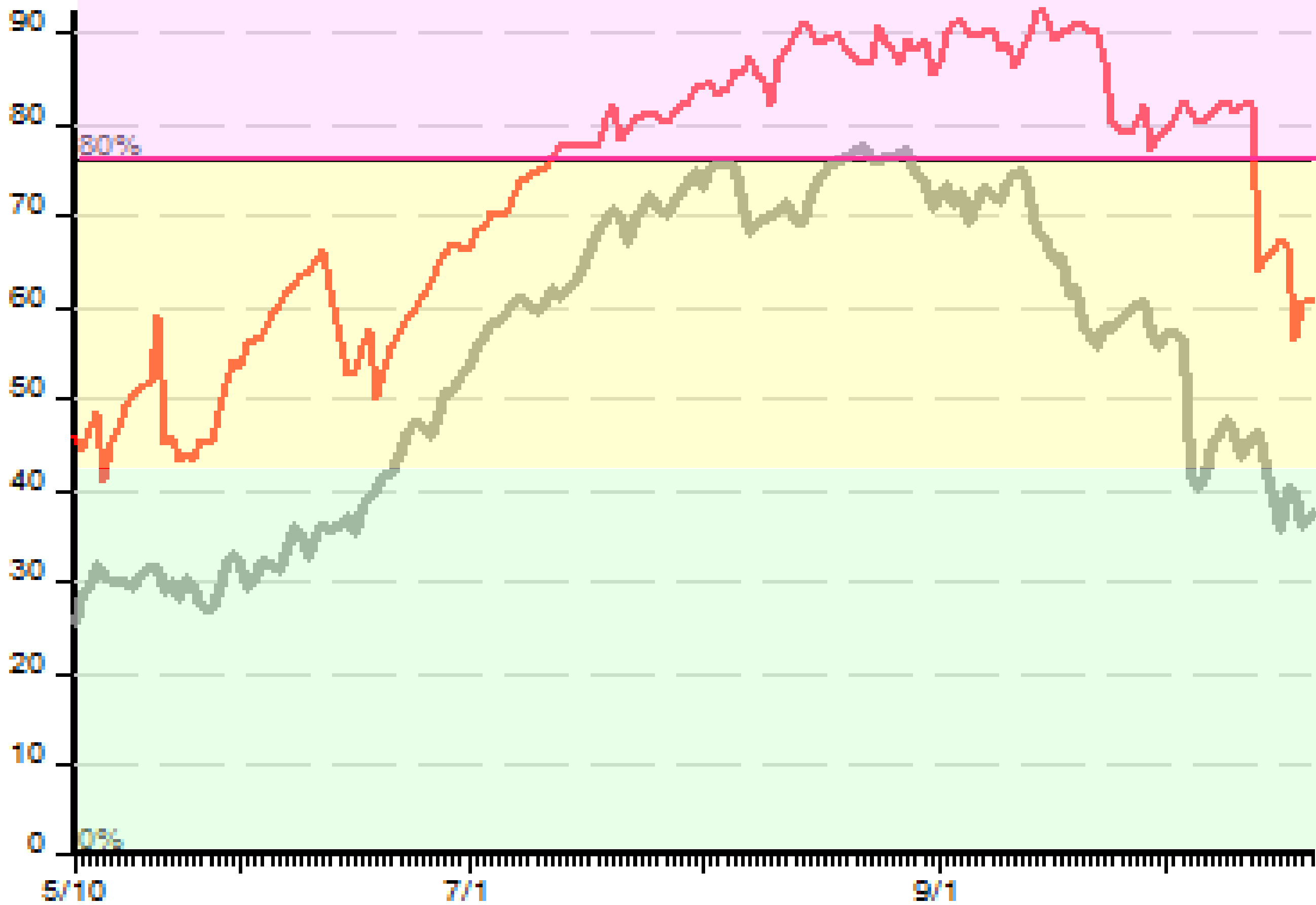


# BOISE MOUNTAINS FIRE DANGER RATING AREA



ENERGY RELEASE COMPONENT



- Southwest Idaho
- Fire Weather Zones 403 & 421
- Based on weather data from 2008-2017
- Fuel Model G
- RAWs
- 101220 TEAPOT
- 101222 PINE CREEK
- 102712 WAGONTOWN
- 101708 TOWN CREEK
- 101710 LITTLE ANDERSON
- Maximum Highest ERC by day
- Average Show peak fire season over 10 years
- 80th Percentile 20% of the 1640 days had a ERC above 76
- ERC Gives seasonal trends Calculated from 1300 temperatures, humidity, precipitation, daily temp & RH ranges
- Wind is NOT a part of the ERC calculation
- In this area large fires tend to occur above the 80th percentile

- **Maximum**
- **Average**
- **80th Percentile**

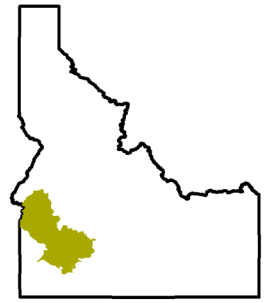
5/10

7/1

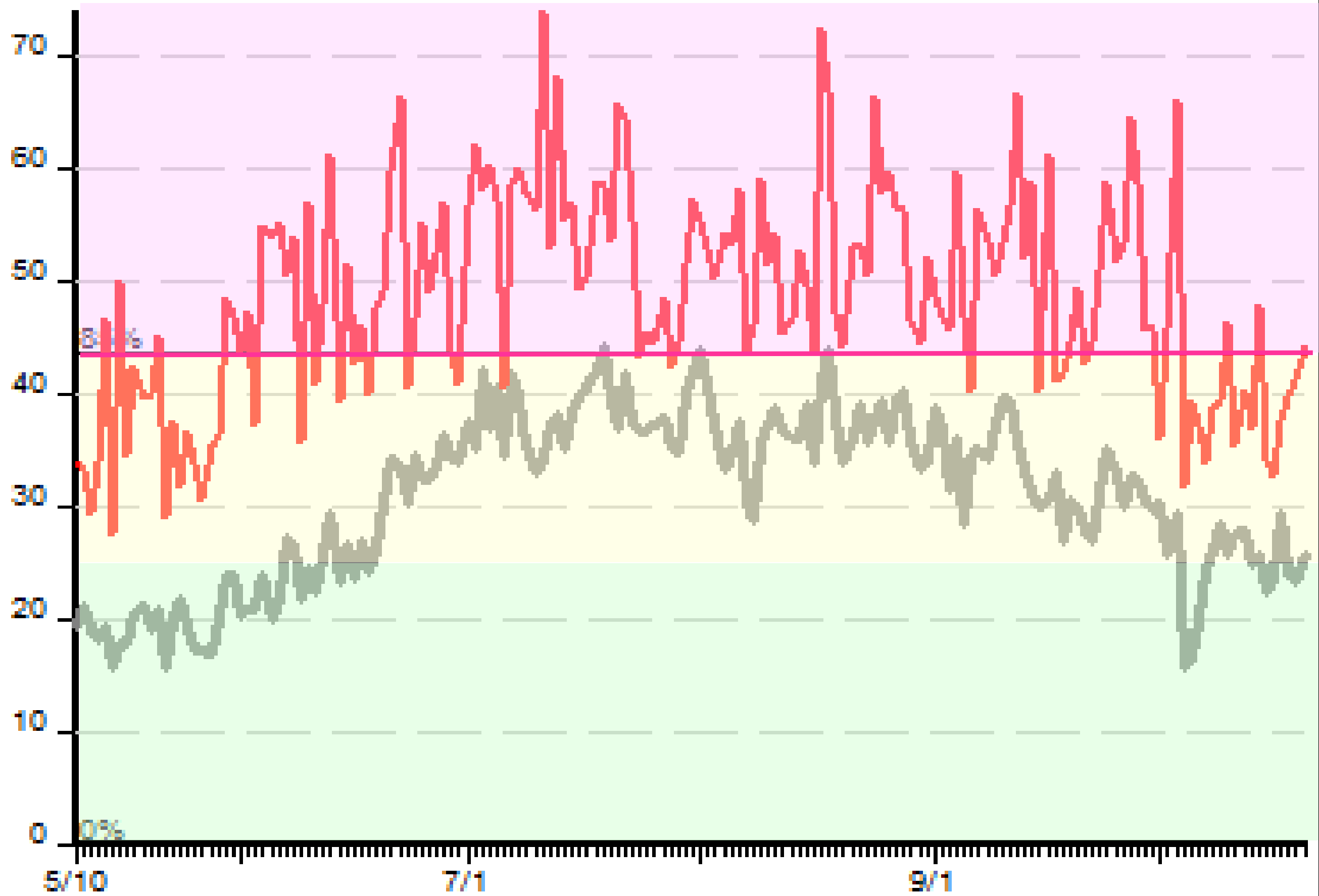
9/1

DATE

# SNAKE RIVER / FOOTHILLS FIRE DANGER RATING AREA



BURNING INDEX



- Southwest Idaho
- Fire Weather Zones 400. 420. 424
- Based on weather data from 2008-2017
- Fuel Model A
- RAWs 101402 Cattfish 102709 Mountain Home 103205 Horse Butte
- Maximum Highest BI by day
- Average Show peak fire season over 10 years
- 85th Percentile Only 15% of the 1640 days had a BI above 43
- Burning Index Gives day-to-day fluctuations calculated from 1300 temperatures, humidity, wind, and precipitation, daily temp & RH ranges
- In this area large fires tend to occur above the 85th percentile

— Maximum  
 — Average  
 — 85th Percentile

REVISED 03/28/18  
 BDC. EAH

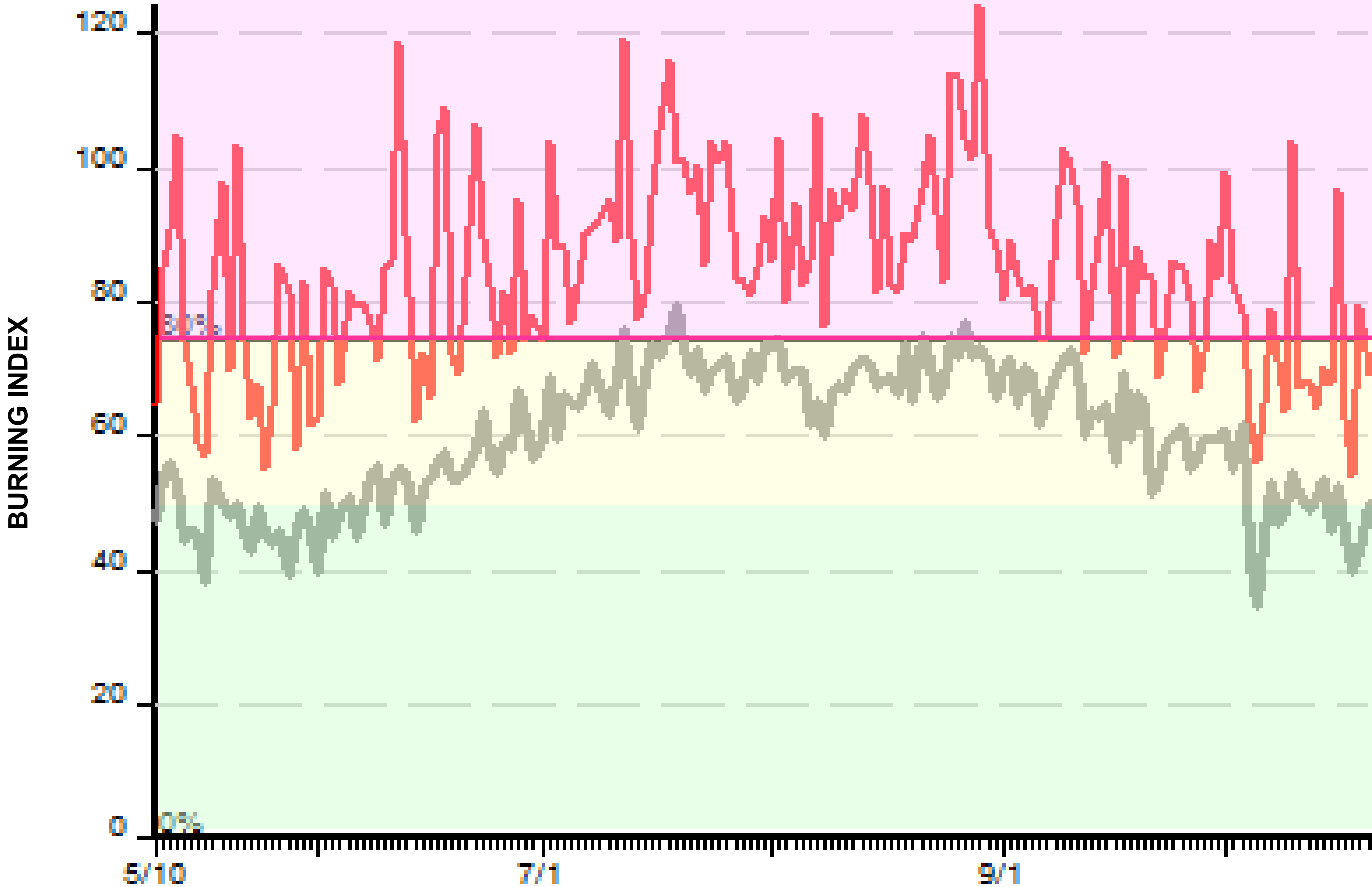
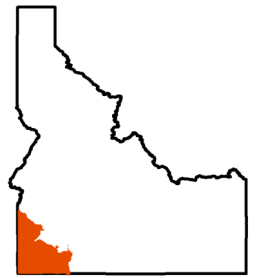
5/10

7/1

9/1

DATE

# OWYHEE CANYONLANDS FIRE DANGER RATING AREA



BURNING INDEX

- Southwest Idaho
- Fire Weather Zones 423
- Based on weather data from 2008-2017
- Fuel Model G
- RAWS
- 103207 BRACE FLAT
- 103208 TRIANGLE
- 353614 OWYHEE RIDGE
- Maximum Highest BI by day
- Average Show peak fire season over 10 years
- 80th Percentile Only 20% of the 1639 days had a BI above 74
- Burning Index Gives day-to-day fluctuations calculated from 1300 temperatures, humidity, wind, and precipitation, daily temp & RH ranges
- In this area large fires tend to occur above the 80th percentile

- **Maximum**
- **Average**
- **80th Percentile**

5/10

7/1

9/1

DATE

REVISED 03/28/18  
BDC. EAH